














Practical Tidying Tips For Rapid, Lucrative, Successful Home Sales

Thinking about putting your home on the market? Here are some tips for getting your house in tip top shape. According to the NYS Association of Realtors,

"Realtors regard first impression improvements such as decluttering your closets to be one of the smartest ways to spruce up your home before putting it on the market. Homes that look uncluttered sell faster and for more money."

Interior: Create Space & Visual Aesthetics

- ☐ Rooms, closets, and cabinets that are uncluttered appear more spacious and inviting, so begin to clear out and clean up.
- ☐ Everything you move to your new home will cost you in terms of time, money, space, and effort. Decide what gets to go to your new home. The remainder: sell, donate, gift, recycle, or as a last resort-trash the rest.
- ☐ Rearrange furnishings or accessories to fill spaces that appear lacking. Rooms should have a comfortable flow.
- ☐ Deep Clean For a Polished Look and Fresh Scent
 -  Vacuum dust bunnies behind furniture and cob webs on walls and ceilings.
 -  Use a duster attachment on your vacuum to clean along baseboards.
 -  Clean blinds and curtains, ceiling fans, windows and window ledges, inside and outside of cabinets, closets, and appliances particularly the oven and microwave.
 -  Wash down walls.
 -  Clean grout, tiles, granite and other countertop surfaces. You might need to enlist the services of a tile cleaning expert if they are especially grungy.
 -  Wipe away streaks and residue on mirrors.
 -  Clean the oven.
 -  Remove fingerprints and give a shine to stainless steel.
 -  Keep areas around pet food bowls and litter boxes clean. Use animal-friendly air fresheners such as baking soda or coffee grinds to keep odors minimal in these areas.
 -  Walk outside of your home, then walk back in. Do you notice any odors, particularly pet odors? If so, consider using professional cleaners to deep clean floors, carpeting, walls, and furniture. Wash or dry-clean musty curtains and linens. Circulate air in confined, damp, musty spaces using industrial fans and dehumidifier.
 -  Investing in a professional cleaning service might be worth your time and money. My advice is to keep an eye on the work to ensure that all areas needing TLC are addressed.
- ☐ Touch up any nicks, dings, scuff marks, holes in walls, etc.
- ☐ Fix cracked grout and replace broken tiles.
- ☐ Realign drawers that are off rails.
- ☐ If wall to wall carpet is bunching, have it restretched or replace it. Look for tears or stains. Replacing the carpet might be the simplest solution.
- ☐ A fresh coat of paint on the home's exterior, interior, and front door will make the home more inviting from the curb and a warm welcome when visitors step inside.

- ☐ Put away all family photos, personal memorabilia, and religious objects. The goal is to help potential buyers visualize their family in the home.
- ☐ Be sure linen closets are neat. Fold towels and linens so rolled ends are facing outward. Minimize contents so closets appear larger.
- ☐ Remove all weapons.
- ☐ Prescription and OTC pharmaceuticals should be safely stored out of sight. Medicine cabinets are frequently opened by potential buyers.
- ☐ Valuables should be stored out of sight, in a safety deposit box, etc.
- ☐ Keep some decorative baskets or bins handy to stow toys and pet supplies for last minute showings.
- ☐ Countertops should be sparsely used for storage or decoration.
- ☐ Artwork on the walls should be minimal and complement the surrounding décor.
- ☐ Keep the blinds up/curtains open to allow as much light in as possible.
- ☐ Keep toilet seats down.
- ☐ Use a pumice stone to remove rust stains in the toilet. First, flush the toilet. Then turn off the water valve before the water refills. Use the pumice to gently scrub away the stains without damaging the porcelain.
- ☐ Prior to a showing: Make a potpourri. Fill a small saucepan with water about 1/4-1/2 full. Place skins from 1-2 apples, 1-2 cinnamon sticks, 1 tsp. of allspice, 1 tsp. cloves, 1 tsp. ginger. Let it simmer. This will fill your home with a warming aroma. Bake cookies. Your home will smell deliciously inviting.

Exterior: Improvements for Immediate Curb Appeal

- ☐ Clean out gutters.
- ☐ As mentioned previously, a fresh coat of paint on your home, shutters, shed, and fences, can transform dingy into welcoming.
- ☐ Repair fence slats, broken gates, etc.
- ☐ Clean windows.
- ☐ Remove moss and debris from roof.
- ☐ Pressure wash walkways and driveway.
- ☐ Mow the lawn, prune the bushes, pull weeds, redefine lawn and garden edgings.
- ☐ Clean up or remove patio furniture, cracked or empty flower pots, and toys.
- ☐ Repot empty planters if appropriate for the season.

Are you facing a situation with too much clutter and disorganization and you don't know where to begin? Contact **ThePracticalSort.com** to help you get the situation under control. Remember an uncluttered, orderly, odor-free home will sell quicker and at a higher price point. Need help with décor? Professional Stagers are experts at color schemes, furniture arrangement, supplying staged furnishings, and accessorizing spaces.

Note: This guide is intended to provide a list of practical tips. The Practical Sort Eco-Organizing Solutions is not responsible for any loss or damage as a result of any of the tips provided, nor is the company making any express guarantees about sale prices, etc. So please exercise due diligence when preparing for your move. Seek legal or financial assistance if necessary. Do your research prior to engaging in any service contracts.



SHERRICURLEY
503.462.4222

Sherri@ThePracticalSort.com | ThePracticalSort.com

For more information, and assistance, contact The Practical Sort Eco-Organizing Solutions
Sherri@thepracticalsort.com or 503-462-4222
ThePracticalSort.com

